

NOVA



MENTOR 6 LIGHT
product presentation



MENTOR 6 Light – Less weight, zero limits

At home in the B class and travelling the world – the MENTOR 6 Light in size S is a hefty 850 grams lighter than its big brother, but offers the same ingenious new developments like Zig-Zag 3D-Shaping, the innovative Mini-Rib Vector Tape, Double-B Splits and new risers. Sometimes during hike & fly you might encounter turbulent conditions, so the MENTOR 6 Light is trimmed for extra comfort, as well as high performance. This makes it the perfect companion for anyone who would like to cover big distances – both on the ground and in the air – with as little baggage as possible.



No compromises in comfort

Apart from the gallery lines, all lines are sheathed and nearly sort themselves. Instead of „»Spaghetti-straps« we use new aerodynamically slim risers, whose design was based on the Speedbrake Riser. These ensure optimal C-steering and even at the launch lie comfortably in the hand. This means the MENTOR 6 Light is easy to inflate and the weight-optimised canopy climbs even more easily than the normal version.



Inner values

What makes the MENTOR 6 Light so special is the increased accelerated glide, smooth trailing edge, new risers, durable but lightweight cloth, aerodynamically optimised 3D-shaped seams and an intuitive handling with less brake pressure. We decided not to place any limitations on our ambition and have added many detailed solutions which are completely new to the EN B class. A sports intermediate for cross-country and fun flying, the MENTOR 6 Light will help you to reach your goals faster – especially when accelerated.

Smart details

Often it is the small changes which have a big impact on the satisfaction we have with a paraglider. On the MENTOR 6 Light we used internal mini-rib seams and improved cloth to ensure the wing is more resilient and durable when it is in contact with the ground. Another added bonus are the Ronstan ball bearing pulleys on the speed-system, which reduce the effort when accelerating. Additionally, the differentiated A3 riser transmission ensures an optimised wing twist in accelerated flight which makes the wing more stable.



A typical Mentor

Which means that you can expect exactly what the name MENTOR traditionally promises from our new glider: best performance in the EN B class. An experienced pilot will soon realise that the MENTOR 6 Light gives useful feedback about what is happening with the wing in flight and at the same time leaves enough room for manoeuvre to actively fly the glider's great potential. Our new ergonomic brake handles make this even more comfortable.

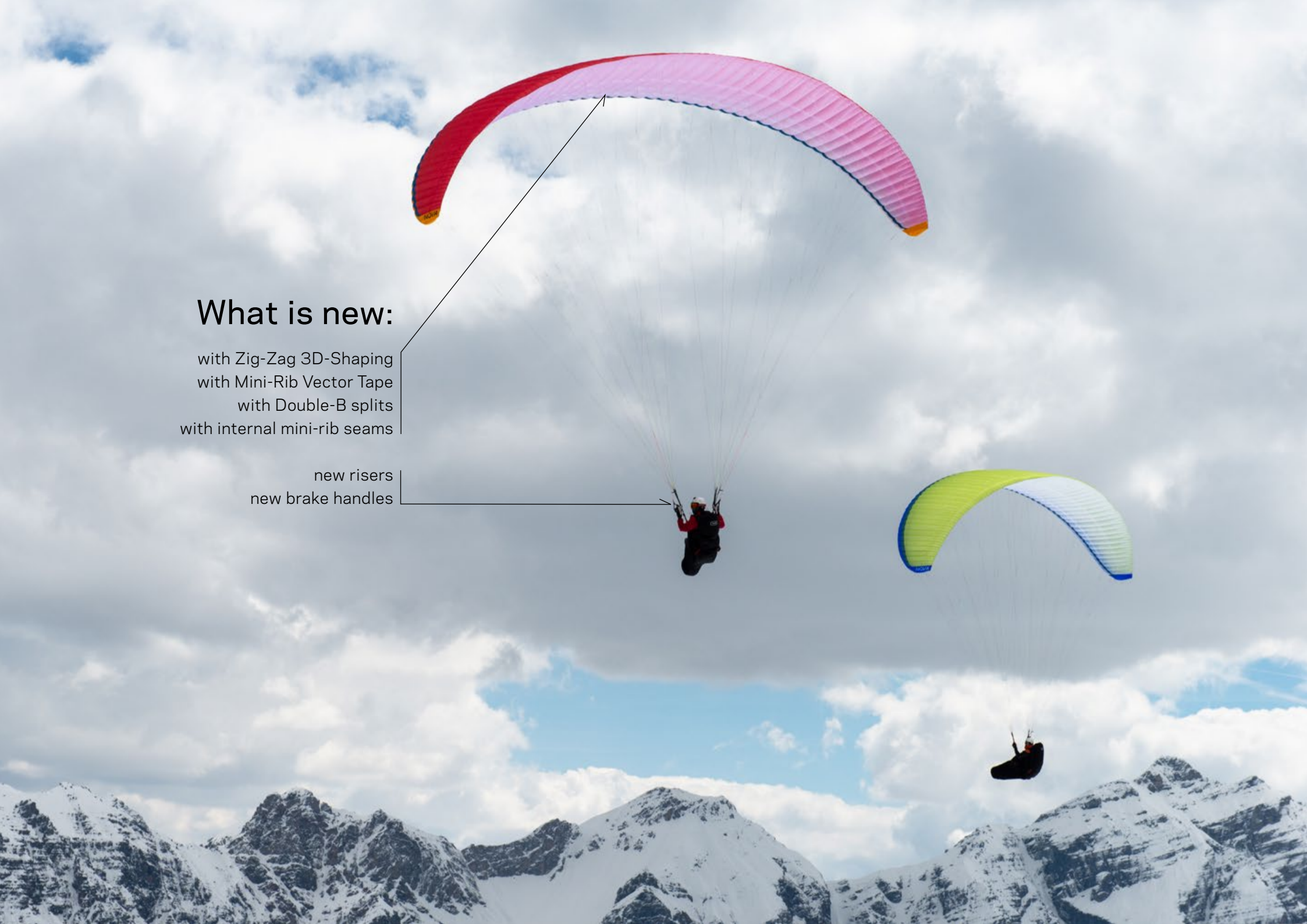


MENTOR 6 LIGHT
Less weight, zero limits

What is new:

with Zig-Zag 3D-Shaping
with Mini-Rib Vector Tape
with Double-B splits
with internal mini-rib seams

new risers
new brake handles



NOVA

LIGHT

29 g/m² lightweight cloth

Newest generation of light cloth with distinctly higher durability and full NOVA guarantee.


Optimised curvature

For a high degree of roll damping during accelerated flight.




Zig-Zag 3D-Shaping

The diagonal 3-D Shaping seam forms a striking zig-zag pattern which reduces creases in the leading edge and this improves glide performance.



Double-B splits

One of upper gallery lines in the B-line area is split in the direction of flight, ensuring a perfect load distribution and thus more stability and fewer creases between the individual line areas.





MENTOR 6 LIGHT

Less weight, zero limits

Internal mini-rib seams

Reduces susceptibility to seam damage.



Mini-Rib Vector tape

A vector tape traverses through a hole in each mini-rib which reduces the crease that is created when braking. In this way both the climb rate and handling are improved.

Brake gathering system


For a smooth trailing edge.

Differentiated A3-riser transmission means more stability in accelerated flight.

New risers



Ronstan ball bearing pulleys on the speed-system.

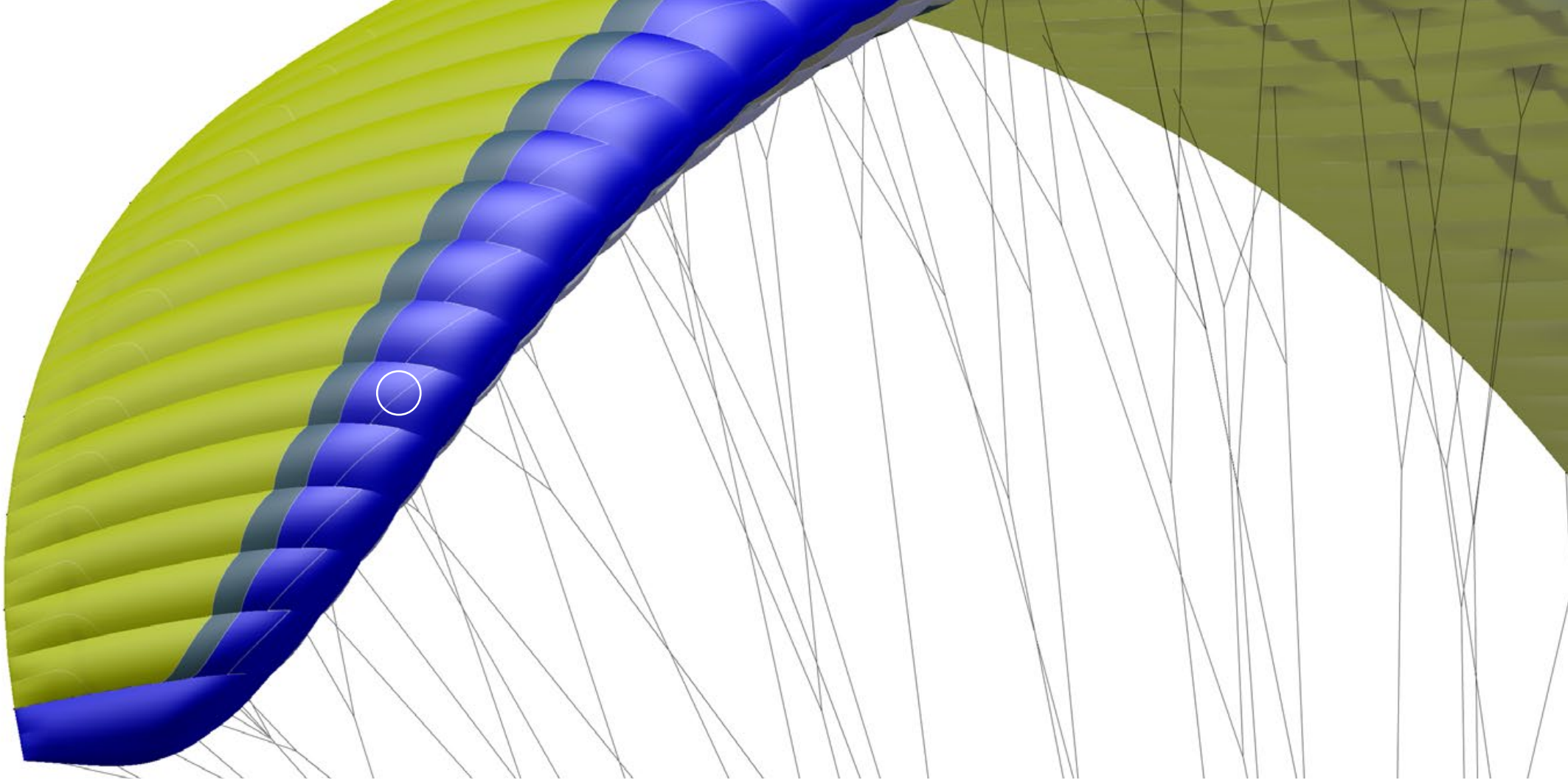


New risers with Speedbrake Riser function.



Ergonomic brake handles


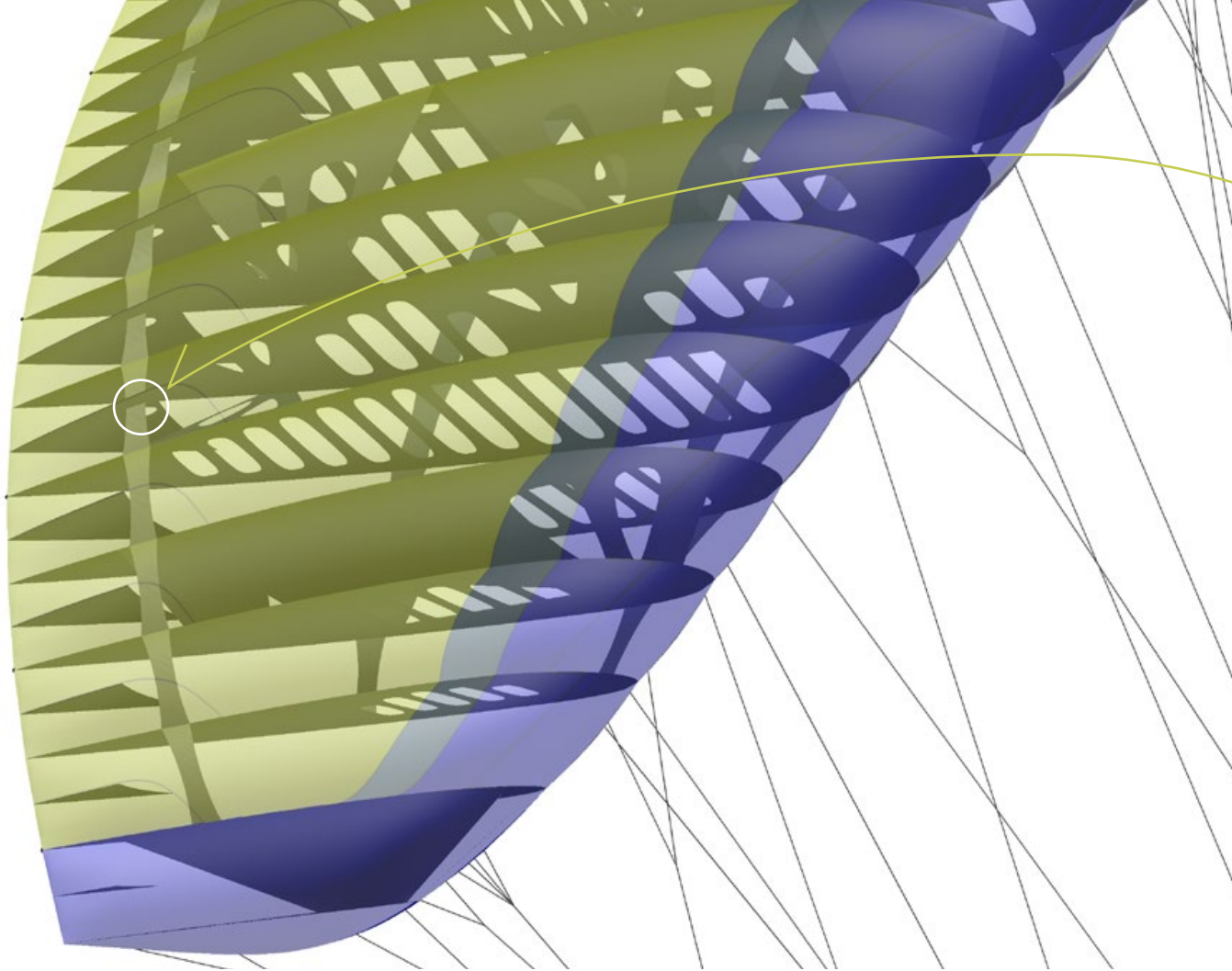




Zig-Zag 3D-Shaping

As well as the double 3D-shaped seams, there is an additional diagonal 3D-shaped seam on every cell. This forms a striking zig-zag pattern. This seam doesn't run in the direction of the spanwise force. This means the seam runs more cleanly and is more aerodynamically advantageous. This feature reduces creases on the leading edge.





Mini-Rib Vector Tape

Mini-ribs increase the number of cells in the rear wing area and thus provide an aerodynamically more favourable trailing edge. In the MENTOR 6 there is an additional vector tape traversing through a hole in each mini-rib. This tape reduces the crease that is created when braking. In this way both the climb rate and handling are improved. Additionally, there is a brake gathering system on the trailing edge. This means that the MENTOR 6 has a clean, smooth trailing edge even when brake is applied.





Double-B splits

Similar to the double-A splits in two-liners, the double-B splits allow for a better load distribution in the chord direction. This means more stability and fewer creases between the individual line areas.



Little weight & packing volume

The MENTOR 6 Light mainly differentiates itself from the MENTOR 6 in terms of weight. We chose weight-optimised Skytex 27 cloth on the upper and lower surface. Nice to know: we offer the same guarantee for this cloth as we do for our regular sail cloths. Why? It is very important to us that you can enjoy your NOVA wing for a long time. Despite its lightweight design, we use the most durable materials possible and on the wing nose we have additionally used robust 30D cloth.

New risers

The MENTOR 6 Light risers are a redesign of the Speedbrake Riser. They ensure that the B-line area is also shortened when the C-line area is pulled during accelerated flight. The advantage is that when using C-steering, there is no performance-limiting crease between the B-line and C-line areas, which is otherwise typical in three-liners. The MENTOR 6 Light is delivered with these new risers, so there is no need to additionally install the Speedbrake Risers. The new riser is practical and fits comfortably in your hand, whether you are ground handling or preparing to launch.



Ergonomic brake handles

We have designed new brake handles, which feature on the MENTOR 6 Light. They have an ergonomic shape and are comfortable to use.

MENTOR 6 LIGHT


Less weight, zero limits



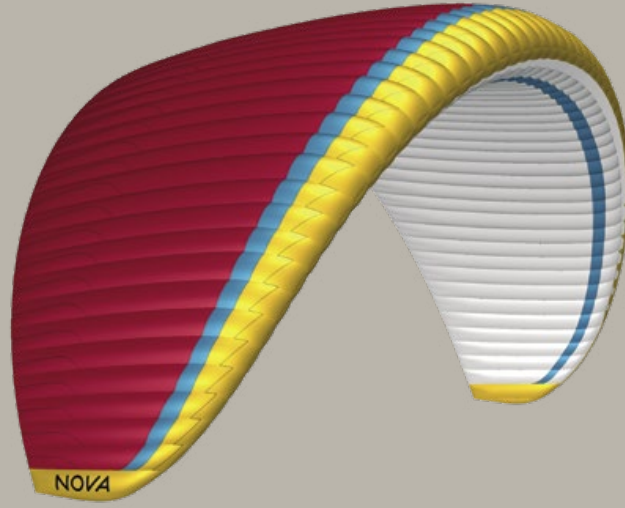


Simply honest


The MENTOR 6 Light's performance is easily accessible and is therefore suitable for local soaring as well as being perfect for ambitious FAI triangles, hike & fly and vol biv. In strong thermals it convinces with its relaxed and comfortable flying characteristics and, for its class, a very high level of passive safety (flat aspect ratio: 5.43). Especially for pilots who like to climb mountains on foot, the combined low weight and small packing size makes the MENTOR 6 Light an all-rounder: light on the back and as enthusiastic about going XC as you are.



_Lime



_Red



_Blue

Colours



Materials

Leading edge: Dominico 30D, 41 g/m²
Top surface: Skytex 27 C2, 29 g/m²
Lower surface: Skytex 27 C1, 27 g/m²
Profile ribs (suspended): Porcher Skytex 32 Hard, 32 g/m²

Profile ribs (unsuspended)

Main lines:
Gallery lines:

Brake lines:
Risers:

Porcher Skytex 27 Hard, 27 g/m²

Liros PPSL 191 / U-8000 120

Edelrid U-8000 / PPSLS 65

7850-240 / U-8000

Kevlar 12mm



Technical data

MENTOR 6 LIGHT

		XXS	XS	S	M
Number of cells		59	59	59	59
Projected span	m	8.5	8.9	9.4	9.8
Projected area	m ²	18.2	20.2	22.2	24.2
Projected aspect ratio		3.9	3.9	3.9	3.9
Flat span	m	10.8	11.4	11.9	12.4
Flat area	m ²	21.5	23.8	26.2	28.5
Flat aspect ratio		5.43	5.43	5.43	5.43
Line diameter	mm	0,5/0,7/0,8/0,9/0,95/1,2			
Line length	m	6.4	6.7	7.1	7.4
Max. Cord	m	2.46	2.59	2.71	2.83
Weight	kg	3.55	3.90	4.20	4.50
Certified take off weight*	kg	60-80	70-90	80-100	90-110
Certification (EN/LTF)		B	B	B	B

*) Pilot incl. equipment and wing

NOVA