



# NOVA

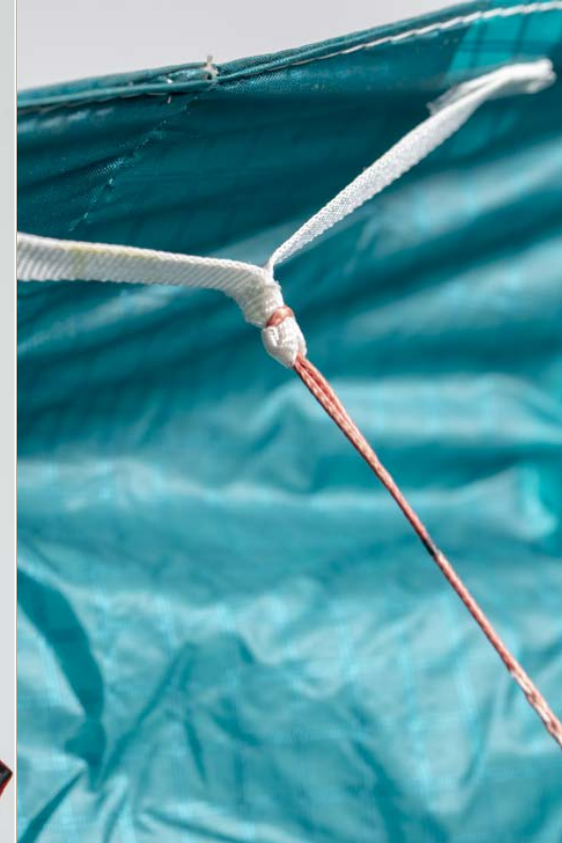
MENTOR 6  
product presentation



## MENTOR 6 – Extend your Range

### **High-Tech for the EN B Class**

For many years the MENTOR series has been synonymous with top performance in the EN B class. The MENTOR 6 continues this tradition, complementing the strengths of its predecessors with innovations that enhance its performance even more. Broaden your horizons with the master in its class.



## Inner values

What makes the MENTOR 6 so special is the increased accelerated glide, smooth trailing edge, new risers, durable but lightweight cloth, aerodynamically optimised 3D-shaped seams and an intuitive handling with less brake pressure. We decided not to place any limitations on our ambition and have added many detailed solutions which are completely new to the EN B class. A sports intermediate for cross-country and fun flying, the MENTOR 6 will help you to reach your goals faster – especially when accelerated.

## Smart details

Often it is the small changes which have a big impact on the satisfaction we have with a paraglider. On the MENTOR 6 we used internal mini-rib seams and improved cloth to ensure the wing is more resilient and durable when it is in contact with the ground. Another added bonus are the Ronstan ball bearing pulleys on the speed-system, which reduce the effort when accelerating. Additionally, the differentiated A3 riser transmission ensures an optimised wing twist in accelerated flight which makes the wing more stable.

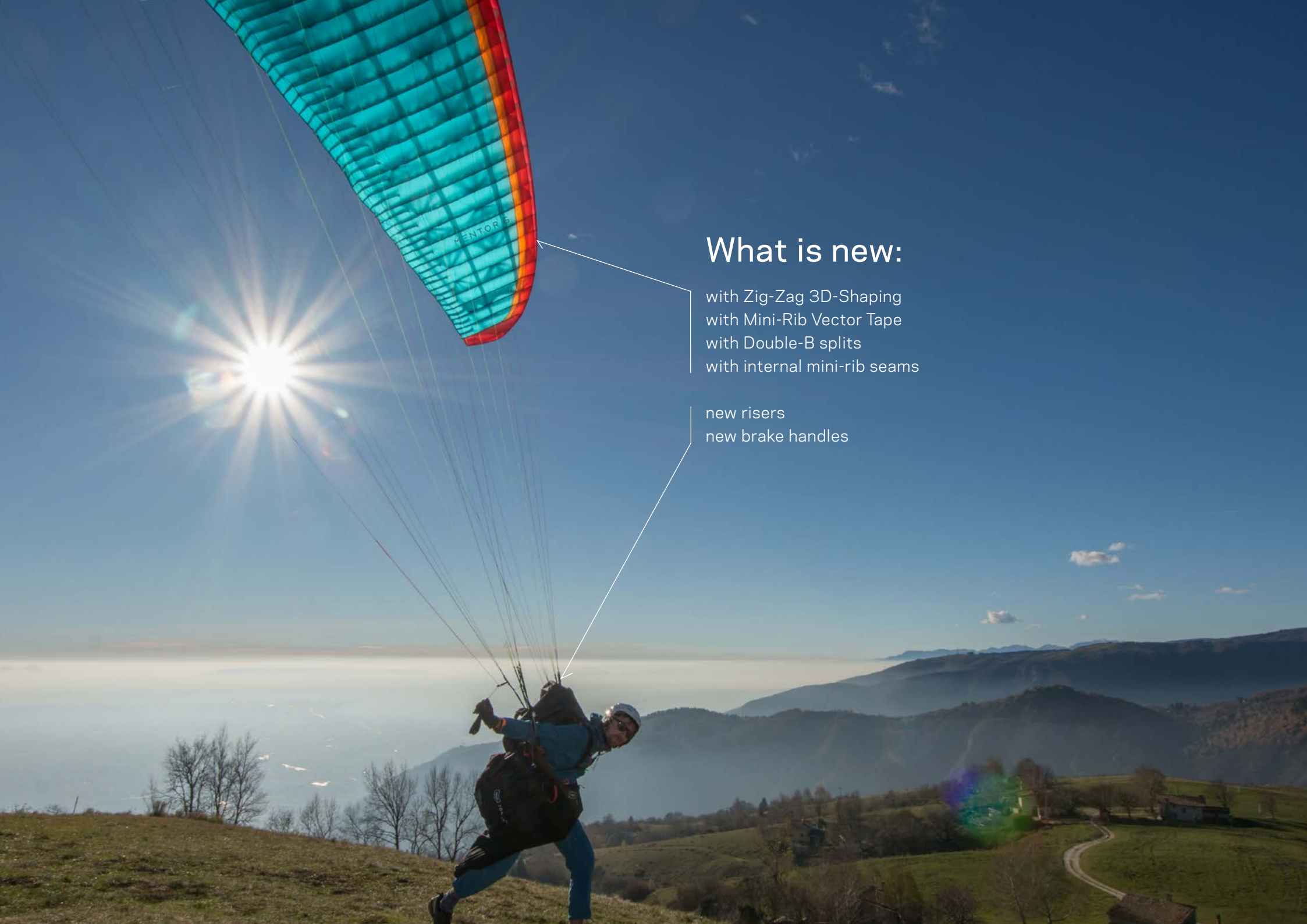


## The MENTOR promise

Maintaining the same aspect ratio and high degree of passive safety, in comparison to the MENTOR 5 we have been able to improve the glide performance and the handling. We were able to achieve both with the use of innovative features such as Zig-Zag 3D-Shaping, the innovative Mini-Rib Vector Tape, Double-B Splits and newly designed risers. The MENTOR 6 handling is very intuitive, it has pleasantly light brake pressure and when circling in a thermal it is both teacher and a wing you can really crank in. The design work on this glider covered the minutest detail but we still recognised the bigger picture: a reworked curvature and a smooth trailing edge when braking give the MENTOR 6 the final polish.

MENTOR 6  
High-Tech for the EN B Class






## What is new:

with Zig-Zag 3D-Shaping  
with Mini-Rib Vector Tape  
with Double-B splits  
with internal mini-rib seams

new risers  
new brake handles


### Optimised curvature

For a high degree of roll damping during accelerated flight.



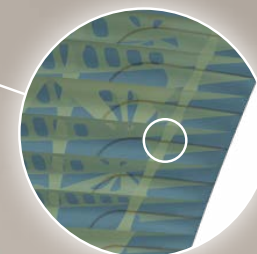
### New 33 g/m2 lightweight cloth

The newest generation of lightweight cloth with significantly increased durability. *beständigkeit.*




### Double-B splits

One of upper gallery lines in the B-line area is split in the direction of flight, ensuring a perfect load distribution and thus more stability and fewer creases between the individual line areas.



### Zig-Zag 3D-Shaping

The diagonal 3-D Shaping seam forms a striking zig-zag pattern which reduces creases in the leading edge and this improves glide performance.




# MENTOR 6

## Extend your Range

### High-Tech for the EN B Class

### Inner mini-rib seams

Reduces susceptibility to seam damage.



### Mini-Rib Vector tape

A vector tape traverses through a hole in each mini-rib which reduces the crease that is created when braking. In this way both the climb rate and handling are improved.

### Brake gathering system

For a smooth trailing edge.

Differentiated A3 riser transmission means more stability in accelerated flight.


Ronstan ball bearing pulleys on the speed-system.

New risers with Speedbrake Riser function.

Ergonomic brake handles

### New risers






## Zig-Zag 3D-Shaping

As well as the double 3D-shaped seams, there is an additional diagonal 3D-shaped seam on every cell. This forms a striking zig-zag pattern. This seam doesn't run in the direction of the spanwise force. This means the seam runs more cleanly and is more aerodynamically advantageous. This feature reduces creases on the leading edge.







## Mini-Rib Vector Tape

Mini-ribs increase the number of cells in the rear wing area and thus provide an aerodynamically more favourable trailing edge. In the MENTOR 6 there is an additional vector tape traversing through a hole in each mini-rib. This tape reduces the crease that is created when braking. In this way both the climb rate and handling are improved. Additionally, there is a brake gathering system on the trailing edge. This means that the MENTOR 6 has a clean, smooth trailing edge even when brake is applied.





## Double-B splits

Similar to the double-A splits in two-liners, the double-B splits allow for a better load distribution in the chord direction. This means more stability and fewer creases between the individual line areas.

## New risers

The MENTOR 6 risers are a redesign of the Speed-brake Riser. They ensure that the B-line area is also shortened when the C-line area is pulled during accelerated flight. The advantage is that when using C-steering, there is no performance-limiting crease between the B-line and C-line areas, which is otherwise typical in three-liners. The MENTOR 6 is delivered with these new risers, so there is no need to additionally install the Speedbrake Risers. The new riser is practical and fits comfortably in your hand, whether you are ground handling or preparing to launch.



## Ergonomic brake handles

We have developed new brake handles, and the MENTOR 6 is the first wing to be fitted with them. They have an ergonomic shape and are comfortable to use.




MENTOR 6  
Extend your Range




## Pilot target group

The MENTOR 6 is a paraglider with impressive performance which has – in the hands of an experienced pilot – a very manageable handling and extreme flight behaviour. Flying the MENTOR 6 does require a level of skill. Although certified as EN B, the MENTOR 6 is not suitable for beginners and occasional pilots. But any pilot with the ambition to advance their sound flying knowledge to another level will find a perfect partner in the MENTOR 6. Particularly experienced cross-country pilots who like to fly at top speed for long flights will love the enhanced performance of this glider.


Would you like to know if this is the right wing for you or would you like to test fly one? In both cases the best person to contact is your local NOVA dealer.




\_Blue



\_Red



\_Green



\_Aqua

## Colours



## Materials

Leading edge: Dominico 30D, 41 g/m<sup>2</sup>  
Top surface: Dominico 20D, 33 g/m<sup>2</sup>  
Lower surface: Dominico 20D, 33 g/m<sup>2</sup>  
Profile ribs (suspended): Porcher Skytex 40 Hard, 40g/m<sup>2</sup>

Profile ribs (unsuspended)

Main lines:  
Gallery lines:  
Brake lines:  
Risers:

Porcher Skytex 40 Hard, 40g/m<sup>2</sup>

Liros PPSL 191 / U-8000 120

Edelrid U-8000 / PPSLS 65

PPSLS 65

Kevlar 12mm



## Technical data

### MENTOR 6

		XXS**	XS	S	M	L
Number of cells		59	59	59	59	59
Projected span	m	8,5	8,9	9,4	9,8	10,2
Projected area	m <sup>2</sup>	18,2	20,2	22,2	24,2	26,2
Projected aspect ratio		3,9	3,9	3,9	3,9	3,9
Flat span	m	10,8	11,4	11,9	12,4	13,0
Flat area	m <sup>2</sup>	21,5	23,8	26,2	28,5	30,9
Flat aspect ratio		5,43	5,43	5,43	5,43	5,43
Line diameter	mm	0,5/0,7/0,8/0,9/0,95/1,2				
Line length	m	6,4	6,7	7,1	7,4	7,7
Max. Cord	m	2,46	2,59	2,71	2,83	2,95
Weight	kg	3,45**	4,80	5,05	5,30	5,55
Certified take off weight*	kg	60-80	70-90	80-100	90-110	100-130
Certification (EN/LTF)		B	B	B	B	B

\*) Pilot incl. equipment, and wing

\*\*) Size XXS is made with lightweight materials and in different colours



**NOVA**